

KODAK Solar Module

M60S03 Series

305-325 1000V Series

Percium Cell 325W Mono Si 60Cells

Key Features


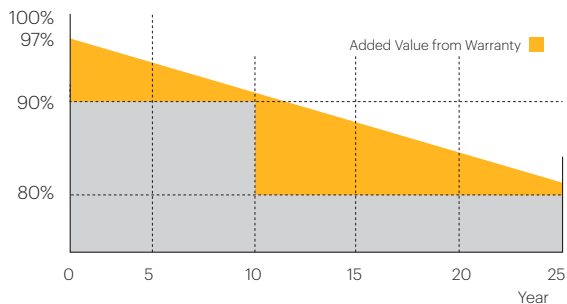
- **Percium Cell** - average Mass Production Efficiency >21%
- **More Power Per m²** - higher conversion efficiency 7% More Power
- **Lower System Cost** - higher conversion efficiency helps you save
- **Excellent Low-light Performance**- Enhanced spectral response at longer wavelength boosts low-light performance, which can produce more than 3% additional power compared with conventional module at system side.

Additional Benefits

- Long-term reliability tests
- Harsh climate environment endurance tests
- Positive power tolerance: 0-+5W
- Modules binned by current to improve system performance
- Excellent mechanical load resistance: Certified to withstand high wind loads (2400Pa) and heavy snow loads (5400Pa)

Superior Warranty

- 12-year product warranty
- 25-year linear power output warranty

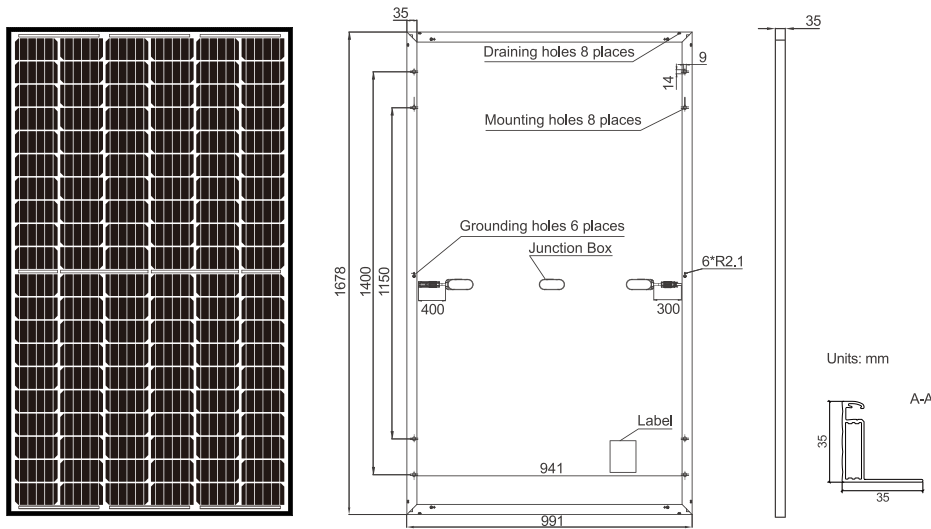


KODAK Solar Module

M60S03 Series

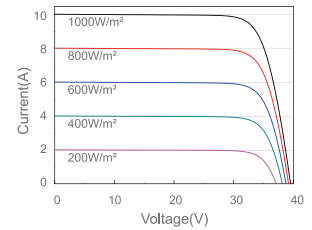
SPECIFICATIONS

Mechanical Diagrams

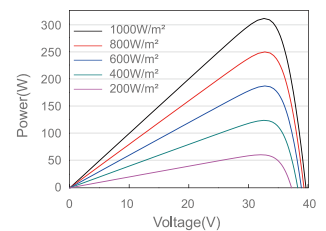


Characteristics

Current-Voltage Curve M60S03-310/PR



Power-Voltage Curve M60S03-310/PR



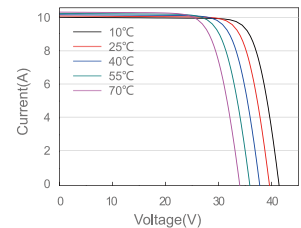
Specifications

Cell	Mono
Weight	18.5kg/33%
Dimensions	1678mmx991mmx35mm
Cable Cross Section Size	4mm ²
No. of cells	120(6x20)
Junction Box	IP68, 3 diodes
Connector	MC4 Compatible(1000V) QC 4:10-35(1500V)
Packaging Configuration	30 Per Pallet

Operating Conditions

Maximum System Voltage	1000V/1500V DC(IEC)
Operating Temperature	-40°C~+85°C
Maximum Series Fuse	20A
Maximum Static Load,Front	5400Pa
Maximum Static Load,Back	2400Pa
NOCT	2400Pa
Application Class	4532°C

Current-Voltage Curve M60S03-310/PR



Electrical Parameters at STC

MODEL	M60S03-305/PR	M60S03-310/PR	M60S03-315/PR	M60S03-320/PR	M60S03-325/PR
Rated Maximum Power(Pmax) [W]	305	310	315	320	325
Open Circuit Voltage(Voc) [V]	39.32	39.61	39.93	40.22	40.56
Maximum Power Voltage(Vmp) [V]	32.50	32.78	33.07	33.34	33.65
Short Circuit Current(Isc) [A]	9.97	10.03	10.10	10.16	10.22
Maximum Power Current(Imp) [A]	9.39	9.46	9.53	9.60	9.66
Module Efficiency [%]	18.3	18.6	18.9	19.2	19.5
Power Tolerance			0~+5W		
Temperature Coefficient of Isc(α _{Isc})			+0.051%/°C		
Temperature Coefficient of Voc(β _{Voc})			-0.289%/°C		
Temperature Coefficient of Pmax(γ _{Pmp})			-0.360%/°C		
STC	Irradiance 1000W/m ² , cell temperature 25°C, AM1.5G				

Remark: Electrical data in this catalog do not refer to a single module and they are not part of the offer. They only serve for comparison among different module types.

Electrical Parameters at NOCT

MODEL	M60S03-305/PR	M60S03-310/PR	M60S03-315/PR	M60S03-320/PR	M60S03-325/PR
Rated Max Power(Pmax) [W]	226	229	233	237	241
Open Circuit Voltage(Voc) [V]	36.32	36.61	36.93	37.15	37.38
Max Power Voltage(Vmp) [V]	32.47	32.77	33.06	33.31	33.54
Short Circuit Current(Isc) [A]	7.98	8.02	8.08	8.14	8.20
Max Power Current(Imp) [A]	6.95	7.00	7.05	7.11	7.17
NOCT	Irradiance 800W/m ² , ambient temperature 20°C, wind speed 1m/s, AM1.5G				

Electrical data in this catalog do not refer to a single module and they are not part of the offer. They only serve for comparison among different module types. All information contained in this document is subject to change without notice.

